

58 Surface Roughness Gauge

New!



Technical Specifications:

- Measures Flat, Inside and Outside Diameters
- **Measures grooves and recessions:** wider than 0.16in (4mm)
- **Roughness parameters:** Ra, Rz, Rq, Rt, Rs, Rsm, Rmax, Rpc, Rmr
- **Roughness standards:** ISO/DIN/JIS/ANSI
- **Display resolutions:** 0.01µm/+/-20 µm | 0.02µm/+/-40 µm | 0.04µm/+/-80 µm
- **Measuring accuracy:** ≤±10%
- **Repeatability:** Less than or equal to 6%
- **Measuring range:** Ra, Rq: 0.01-40µm
Rz, Rt, Rm: 0.02-160µm
- **Maximum drive range:** 0.7in(17.5mm)
- **Cut-off length:** 0.009/0.03/0.09inch (0.25/0.8/2.5mm)
- **Tracing speeds:** speed 1mm/s (sampling length 2.5mm)
speed 0.5mm/s (sampling length 0.8mm)
speed 0.135mm/s (sampling length 0.25mm)
- **Sensor:** Inductance type
- **Sensor-stylus:** Diamond, radius 5µm
- **Pick up Force:** <4mN
- **Filter:** RC, PC-RC, GAUSSIAN, D-P
- **Data output:** USB
- **Operating temperature:** 41°F-104°F (5°-40°C)
- **Weight:** 0.97lb(440g)
- **Dimensions:** (119 x 47 x 65mm)
- **Power:** Li-Ion rechargeable battery
- Auto shut-off

Optional Accessories:

- 1) Precision Support Stand
- 2) Deep Groove Stylus
- 3) Small Hole Stylus
- 4) Curved Surface Stylus
- 5) Stylus Extension
- 6) Data Output Software

SRG-4600 comes supplied with:

- Calibrated Reference Standard w/support plate
- Leveling plate
- Stylus protector
- A/C Adapter
- Rugged Carry case

Features:

- 9 Different roughness parameters
- Inside/Outside Diameters
- Stylus position indicator
- USB output to PC
- Large Memory



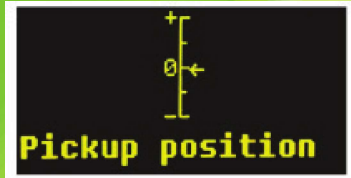
SRG-4600

The newest addition to our state-of-the-art surface roughness testers profilometer, the SRG-4500 will instill the highest level of confidence in your production, shop floor or QC lab. Extended memory and output coupled with multiple useful functions the SRG-4600 surface roughness tester profilometer is clearly the new leader in ultra accurate surface profile testing.

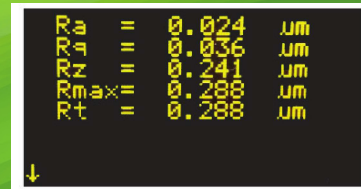
SRG-4600 Surface Roughness Gauge Accessories 59



Main Screen



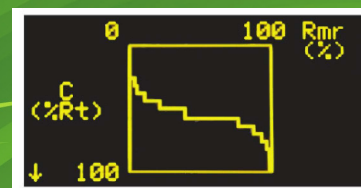
Stylus Position



Parameters



Roughness Profile



Ratio Curve



SRG4000-050
Precision Support Stand
 Can be used with either 4000, 4500, 4600 series roughness gauges.



SRG4600-200
Deep Groove Stylus
 For use on deep grooves with min. width of 3mm and max depth of 10mm. *Must be used with support stand.*



SRG4600-100
Standard 5µm Stylus
 For use on flat and slightly curved surfaces.



SRG4600-500
2" Stylus Extension
 Adds extra 2" reach for deeper applications.



SRG4600-300
Small Hole Stylus
 For use in small holes under 2mm diameter and max depth of 4mm.



SRG4600-400
Curved Surface Stylus
 For use on curved surface with a minimum curvature radius of 3mm. *Must be used with support stand.*

SRG4600-550
5" Stylus Extension
 Adds extra 2" reach for deeper applications.