








Technical Specifications

Models	LM573R	LM575R	LM576R	LM585R
				
Laser tube	SHARP LD			
Laser type	Red, high brightness			
Laser lines	12 lines	12 lines	16 lines	8 lines
Laser wavelength	635nm±10nm			
Laser class	CLASS II			
Horizontal accuracy	≤±3mm/10m			
Vertical accuracy	≤±3mm/10m			
Brightness adjustment	3 scales adjustable			
Laser linewidth	≤5mm±1/10m (indoor lighting: 80~100lux)			
Emission angle	360°	360°	360°	Horizontal: 360°, vertical: 120°
Leveling range	±(3±1)°			
Minimum distance to wall/ground	10mm	Wall: 10mm, ground: 15mm	Wall: 10mm, ground: 15mm	20mm
Battery life	>30h			
Operating range	In the highest brightness, radius>30m			
Leveling modes	Magnetic damping, heavy hammer			
Alarm modes	Buzzer + laser line flashes			
Diagonal mode	√			
Product size	130 x 87 x 120mm	135 x 87 x 130mm	135 x 87 x 150mm	85 x 75 x 115mm
Operating temperature	-10~50°C			
Power supply	3.7V 6000mAh			
Standard accessories	Laser level, 6000mAh battery pack, Type-C cable, user manual, wall-mounted bracket+iron plate (not LM585R), remote control (not LM585R), lifting table (only LM585R), tripod base (only LM585R), toolbox			

Using Scenarios



UNI-TREND TECHNOLOGY (CHINA) CO., LTD.

No.6, Industrial North 1st Rd., Songshan Lake Park,
Dongguan, China

Post Code: 523 808

Tel: (86-769) 8572 3888

meters.uni-trend.com

UNI-T®



LM570 Series

LM573R/LM575R/LM576R/LM585R

Laser Levels

These laser levels are equipped with red LD laser, which allows for fast, accurate layout of reference points and lines. They are ideal tools for stair laying, furniture installation, electrical and residential construction.



Emission angle



Self-leveling



Pendulum lock



Laser cross lines



Laser diagonals



Laser high-brightness display

💡 SHARP LD red laser with high brightness

3 scales adjustable, thinner and brighter



💡 Various laser line numbers

Different maximum line numbers for different models, easy to cope with different occasions



💡 Robust and durable metal window frame



💡 Laser enhancement points (LM585R only)

Easy to use outdoors with strong light




💡 Self-leveling: $\pm(3\pm 1)^\circ$

The laser beam will flash and the buzzer will beep when exceeding this range, magnetic damping compensation system.



💡 Lock function, laser diagonals



💡 Rechargeable battery

High capacity 6000mAh battery pack, Type-C interface powered (it can be used while charging)



💡 Wireless remote control

Remote control brings about efficient long distance construction



💡 Different working distance



Cling to wall

Cling to floor

Cling to ceiling