

**Auto measure speed increased**

**Improved UI, more user friendly**

**Optimized software, reduced operation wait time**

**Fixed upper limit bandwidth distortion in multi-channel mode**

## GENERAL SPECIFICATIONS

**Power :** 100V-240VAC, 45Hz-440Hz

**Display :** 8 inches TFT color LCD Display with WVGA (800 x 480) resolution

**Product Color :** White and Grey

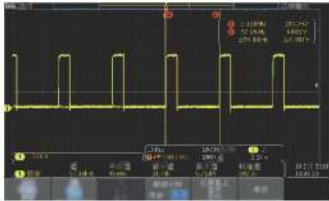
**Product Net Weight :** 3.5kg

**Product Size :** 336mm x164mm x108mm

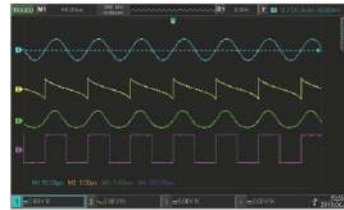
**Standard Accessories :** Probe x2/4 (1x, 10x switchable), Power cord, USB cable

## FEATURES

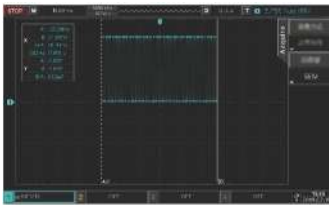
- Sample rate up to 1GS/s
- Channels 4
- Bandwidth 70MHz, 100MHz
- Memory Depth 56Mpts (single channel)
- Waveform Capture Rate up to 80,000 wfms/s
- 256 multi-level intensity grading display
- Up to 65,000 frames for waveform record, replay
- Increased trigger types: Edge, pulse width, runt, window, N-edge, delay, timeout, duration, setup/hold, slope, video, code
- Support serial bus trigger and decoding (RS-232, I2C, SPI included)
- 8 inches, TFT LCD, WVGA (800 x 480)
- Interface: USB Host, USB Device, LAN, AUX (Trig Out, Pass/Fail)



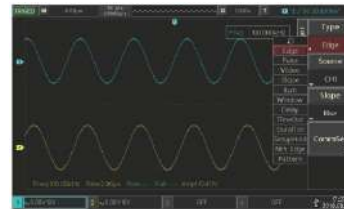
Increased waveform capture rate greatly improves the ability to capture low probability events, signal jitters and glitches are easier to be seen.



Independent time base signals allows users to simultaneously observe up to four different frequency signals clearly.







High memory depth allows users to capture longer period signals without losing waveform details



Greatly increased number of triggering types

**SPECIFICATIONS**

	DSO-5074E	DSO-5104E
Bandwidth	70MHz	100MHz
Channels	4	4
Sample Rate	1GS/s	
Max. Memory Depth	56Mpts (single channel)	
Waveform Capture Rate	80,000 wfms/s	
Time Base Scale	5ns/div-50s/div	
Input Coupling	(1MΩ±2%)    (20pF±3pF)	
Vertical Scale	1mV/div-20V/div (1MΩ)	
DC Gain Accuracy	±3%	
Waveform Record	65,000 Frames	
Trigger	Edge, Pulse width, Runt, Window, N-edge, Delay, Timeout, Duration, Setup/hold, Slope, Video, Code	
Bus Decode	RS-232/UART, I2C, SPI	
Waveform Operation	A+B, A-B, AxB, NB, FFT, Logic operation, Editable advanced	
Auto Measurement	Peak-Peak, Amplitude, Maximum, Minimum, Top, Bottom, Mean, Middle, Cycle Mean, RMS, Cycle RMS, Area, Cycle Area, Overshoot, Preshoot, Frequency, Cycle, Rise Time, Fall Time, Positive Pulse, Negative Pulse, Positive Duty Ratio, Negative Duty Ratio, Delay A- >B  , Delay A- > B  , Delay B- > A  , Delay B- > A  .	
Number of Measurements	Display 5 measurements at the same time	
Measurement Statistic	Average, Max, Min, Standard Deviation, Number of Measurements	
Frequency Counter	Hardware 6 bits counter (Channels are selectable)	
Standard Interface	USB-Host, USB-Device, LAN, AUX (Trig Out, Pass/Fail)	
Optional Interface	25MHz Function/Arbitrary Waveform Generator	